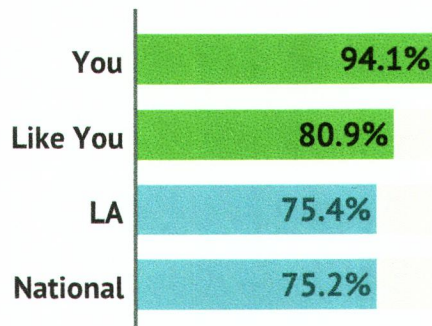


**Key Stage 2**
**Attainment by Subject**
**Pupils Achieving the Expected Standard in Reading**

# 94.1%

▲ 27.4% from 2016/17  
▲ 21.4% from 2015/16

Cohort size = 17



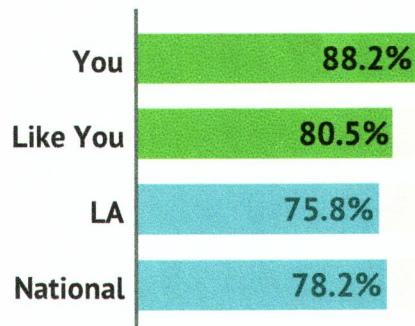
At Stanton Harcourt CofE Primary School 94.1% of pupils achieve the expected standard in Reading. This is 13.2% more than the average for similar schools, 18.7% more than the LA average and 18.9% higher than the national average.

**Pupils Achieving the Expected Standard in Writing (TA)**

# 88.2%

▲ 38.2% from 2016/17  
▲ 15.5% from 2015/16

Cohort size = 17



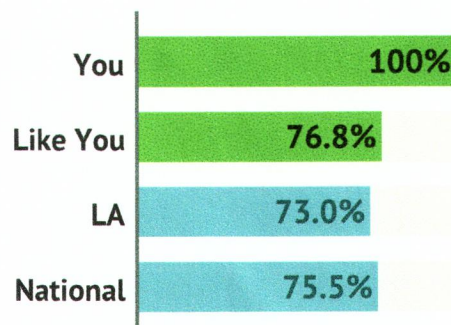
At Stanton Harcourt CofE Primary School 88.2% of pupils achieve at the expected standard in Writing (TA). This is 7.7% more than the average for similar schools, 12.4% higher than the LA average and 10.0% more than the national average.

**Pupils Achieving the Expected Standard in Maths**

# 100%

▲ 16.7% from 2016/17  
▲ 9.1% from 2015/16

Cohort size = 17



At Stanton Harcourt CofE Primary School 100.0% of pupils achieve the expected standard in Maths. This is 23.2% more than the average for similar schools, 27.0% higher than the LA average and 24.5% higher than the national average.